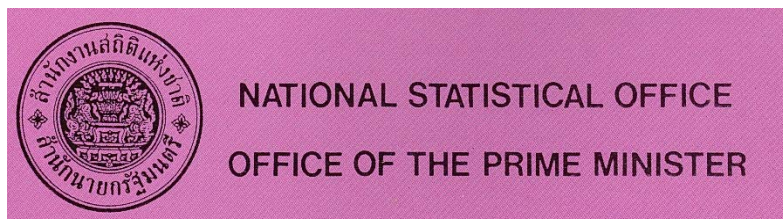


SMOKING HABIT OF THE POPULATION



- The National Smoking Surveys
- Number of smokers and smoking prevalence
- Youth smoking
- Smoking in pregnant women
- Smoking habits of health professionals

THE NATIONAL SMOKING SURVEYS



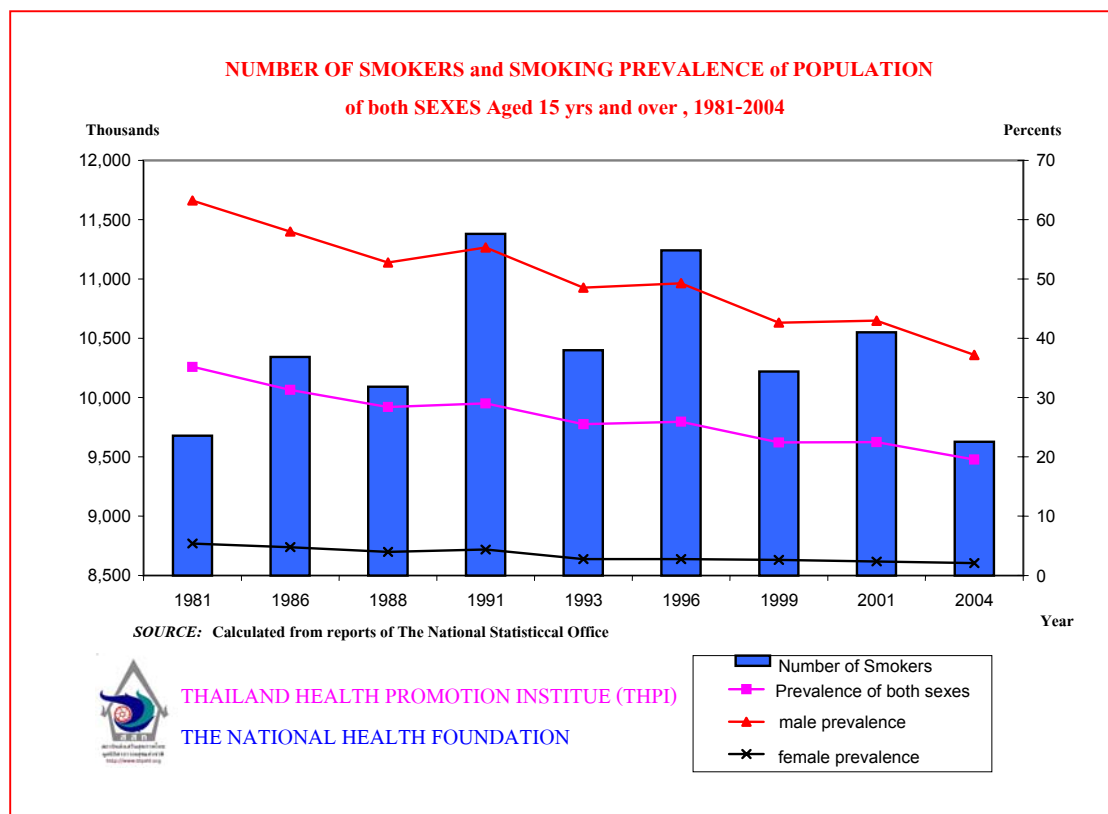
Smoking data were included for the first time in 1976 in the National Health and Welfare Survey carried out by the National Statistical Office (NSO).

In the early stage these house – hold surveys were conducted every 5 years (in 1976, 1981, and 1986). The Deputy – Director General of the Department of Medical Services (Dr.Hatai Chitanondh) wrote to the NSO that the country tobacco control program needed more frequent data and the NSO agreed to do surveys at a shorter intervals. Since 1988 the NSO specifically conducted ‘the Survey of Smoking Behavior of the Population’ every two years.

Prevalence of smoking was recorded in the people aged 10 or above during 1976-1988 and in the population aged 11 or above since 1991. Smoking rate of the Thais aged 15 or above could be calculated from the NSO data since 1981 because prior to that no detailed population data was available.

NUMBER OF SMOKERS AND SMOKING PREVALENCE

From 1981 to 2004 the total number of daily smokers varied but smoking prevalence declined progressively from 35.2 to 19.5% Male smoking rate fell from 63.2 to 37.2 and female proportion from 5.4 to 2.1%

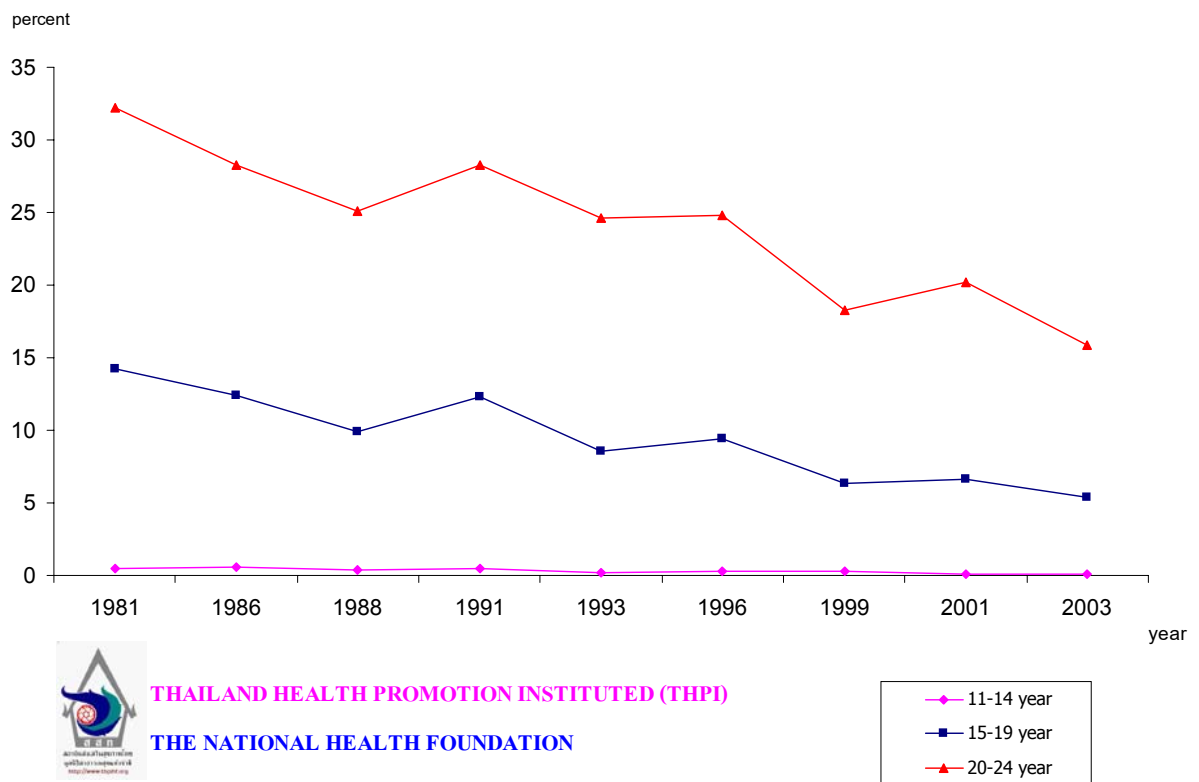


SMOKING AMONG THE YOUNG



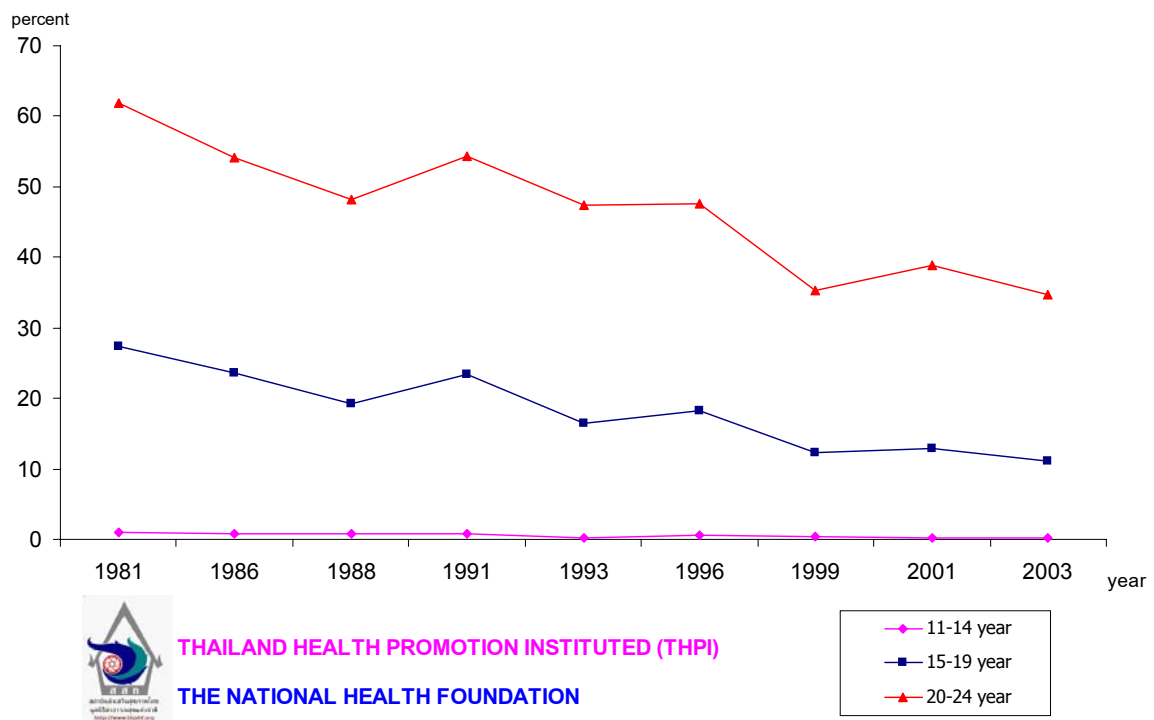
From 1981 to 2003 the prevalence of daily smoking among Thai youths of 3 age groups declined progressively from 0.51% to 0.05% among the age group 11 to 14 years, from 14.19% to 5.37% among the age group 15 to 19 years, and from 32.21% to 15.85% among the age group 20 to 24 years.

Smoking prevalence of Thai youths, aged 11-14, 15-19, 20-24, from 1981 to 2003



From 1981 to 2003 the prevalence of daily smoking among Thai young males of 3 age groups decreased progressively , from 0.91% to 0.10% among the age group 11 to 14 years , from 27.36% to 11.2% among the age group 15 to 19 years , and from 61.94% to 34.7% among the age group 20 to 24 years.

Smoking prevalence of Thai youths, male , aged 11-14 , 15-19 , 20-24 , from 1981 to 2003



From 1981 to 2003 the prevalence of daily smoking among Thai young females of 3 age groups declined satisfactorily , from 0.09% to 0% among the age group 11 to 14 years , from 0.68% to 0.2% among the age group 15 to 19 years , and from 1.58% to 0.6% among the age group 20-24 years.

Smoking prevalence of Thai youths, female , aged 11-14 , 15-19 , 20-24 , from 1981 to 2003

